





Proper Warranty Determination






- 1) Open the box and inspect the unit for damage
- 2) Unit must be removed as carefully as installed
- 3) Damaged units will not be considered for warranty

Accident damage



Damaged caused by the installer



Old core and OE original units

Old core-no tags



Green joint, welded clamp



OE part number tags

